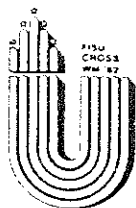


3^e CHAMPIONNAT DU MONDE
UNIVERSITAIRE
DE CROSS COUNTRY



3rd WORLD UNIVERSITY
CROSS COUNTRY
CHAMPIONSHIP

Résultats

Results

COURSE INDIVIDUELLE - INDIVIDUAL RACE

FEMMES - WOMEN

1. TSOUKHLO Elena	URS	15.13.2	18. AERTS Nelly	BEL	16.50.7
2. ILINCKH Valentina	URS	15.29.2	19. COLLARD Véronique	BEL	16.51.0
3. RÖDTCHENKOVA Mar.	URS	15.43.5	20. de NIJS Karin	HOL	16.53.7
4. SCHULZ Gudrun	FRG	15.59.6	21. MORRISH Fionnuala	IRL	17.00.7
5. CALLEJA Mercedes	ESP	16.02.2	22. LODGE Wendy	GBR	17.01.3
6. BOXER Christina	GBR	16.10.6	23. BILLAT Véronique	FRA	17.02.8
7. NEIL Sara	CAN	16.16.3	24. LANTIS Julie	USA	17.10.9
8. RAMOS Alejandra	CHI	16.21.8	25. VANGENBROECK Maria	BEL	17.12.2
9. BENNER-GÄRTNER S.	FRG	16.23.6	26. MONTIEL CADADO A.M.	ESP	17.17.1
10. LOVENICH Monika	FRG	16.27.5	27. SAMY Marina	GBR	17.24.1
11. SAENZ M.José	ESP	16.29.7	28. LUCANTO Joëlle	FRA	17.26.9
12. LORDON Jean	GBR	16.31.3	29. QUESLATI Rachida	TUN	17.30.1
13. BONNET Françoise	FRA	16.32.9	30. B/NASR, Sabah	TUN	17.36.7
14. MEURIS Marleen	BEL	16.35.6	31. KELLY Tracy	CAN	17.42.2
15. BRENNER Heide	FRG	16.38.6	32. LINDENMANN Margret	SUI	18.20.6
16. BRUNET Véronique	FRA	16.46.2	33. BRINK Teresa	USA	19.34.2
17. IRAZUSTA Susanna	EST	16.48.7			

CLASSEMENT PAR EQUIPE - TEAM ORDER

Points

1. URS	TSOUKHLO - ILINCKH - RÖDTCHENKOVA	6
2. FRG	SCHULZ - BENNER-GÄRTNER - LOVENICH	23
3. ESP	CALLEJA - SAENZ SAENZ - IRAZUSTA	33
4. GBR	BOXER - LORDON - LODGE	40
5. BEL	MEURIS - AERTS - COLLARD	51
6. FRA	BONNET - BRUNET - BILLAT	53

COURSE INDIVIDUELLE - INDIVIDUAL RACE

HOMMES - MEN

1. ZIMMERMANN Frank	FRG	36.49.1	51. WROBLEWSKI Edward	USA	40.36.5
2. HERLE Christoph	FRG	37.03.6	52. FERNANDEZ Benjam.	ESP	40.36.9
3. GRIAZNOV Valeri	URS	37.44.4	53. UNGERSBOCK Alfred	AUT	40.37.7
4. OKOROKOW Eugeni	URS	37.46.3	54. HUBERLAND Thierry	BEL	40.45.5
5. SKONNOV Serguei	URS	37.48.1	55. MEHANDYYSKI Rumen	BUL	40.47.1
6. SIDOROW Vadim	URS	37.49.1	56. ULUSOY Mustafa	TUR	40.53.0
7. HARRIS Stephen	GBR	37.50.1	57. OGANIANOV Alexand.	BUL	40.56.4
8. SALMAN Sadik	TUR	37.56.2	58. CECONI Andreas	AUT	40.57.3
9. BORN Joost	HOL	38.03.0	59. DESERRANNO Thierry	BEL	40.58.8
10. FORSTER Kevin	GBR	38.09.9	60. MULLER Heiri	SUI	40.59.6
11. DACHERT Jürgen	FRG	38.12.1	61. RODRIGUES Mario	POR	41.10.0
12. SPOTTEL Michael	FRG	38.12.8	62. BAGNERES Olivier	FRA	41.16.0
13. APPLEBY Neil	GBR	38.25.8	63. VILLA Francisco	ESP	41.21.9
14. WRABEL Martin	TCH	38.28.0	64. RUSSELL Kurt	USA	41.22.7
15. LONERGAN Rob.Magn.	CAN	38.28.4	65. CHOUVEITRY Nabil-B	LIB	41.23.7
16. POLO Vicente	ESP	38.30.7	66. MARBERT Theodor	SUI	41.27.5
17. HORTA Luis	POR	38.36.7	67. de FEYTER Peter	BEL	41.34.0
18. GROMMISCH Werner	FRG	38.39.5	68. HIRON Patrick	FRA	41.34.7
19. KASCHANOV Panayot	BUL	38.40.9	69. WOLFER Martin	SUI	41.35.1
20. HET Safa	TUR	38.44.5	70. MIKELSON Lasse	FIN	41.35.7
21. GRUBER Johannes	AUT	38.52.9	71. van DRIESSCHE H.	BEL	41.51.3
22. TOUZRI Faycal	TUN	38.57.7	72. MOLINERO José	ESP	42.00.2
23. TURNBULL Geoffrey	GBR	39.03.3	73. HONERT Jeff	USA	42.04.2
24. UVIZL Ivan	TCH	39.04.0	74. LEYSSENS Jan	BEL	42.08.0
25. KARPATCHEV Petko	BUL	39.04.4	75. ESTEVE Pascal	FRA	42.10.7
26. JOUSIMAA Ilpo	FIN	39.18.8	76. OSBORN Gregg	USA	42.15.5
27. LENCES Josef	TCH	39.20.7	77. ODZOKION Ngabe	CGO	42.25.5
28. HOLMNAS Per-Ole	FIN	39.23.2	78. FERNANDES Jose	POR	42.38.6
29. ABDERAZAK Gtari	TUN	39.26.5	79. KOUBAKAOUELA Jos.	CGO	42.47.5
30. MPIOH Emmanuel	CGO	39.29.8	80. COUTANT Bruno	FRA	43.23.4
31. ZANEV Anguel	BUL	39.31.0	81. AWSCHBACHER Beat	SUI	43.44.9
32. DOGAN Ibrahim	TUR	39.31.8	82. RANDOLPH Mark	USA	43.46.7
33. ELAKHORSKI Vladim.	URS	39.32.4	83. GRELHA Jose	POR	44.00.7
34. HAMMAMI Mohamed	TUN	39.33.3	84. MATAR Assaad	LIB	44.19.3
35. WIGHTMAN Geoff	GBR	39.37.2	85. ATKINSON Mike	USA	44.33.8
36. SANDER Dirk	FRG	39.41.4	86. KIMBEMBE Jean	CGO	44.35.8
37. COX Randy	CAN	39.47.5	87. BAZABIDILA Christ.	CGO	44.42.2
38. SAINIO Tuomo	FIN	39.48.8	88. VALENTE Guilhaume	POR	44.43.3
39. BACCOUCHE Fethi	TUN	39.53.6	89. NGAMI Sah	CGO	45.07.1
40. ALTUN Ahmet	TUR	39.56.4	90. RODRIGUES Carlos	POR	45.32.8
41. NELSON Carey	CAN	40.00.5	91. KAYROUZ Joe	LIB	45.35.9
42. GAJATE Juan	ESP	40.04.6	92. ABADI Zedan	JOR	46.17.8
43. ALLE Paul	FRA	40.07.1	93. MATAR Suleiman	LIB	46.34.7
44. LYRENMANN Peter	SUI	40.16.5	94. SHARARH Mowaffaq	JOR	48.21.2
45. McCLOY Paul	CAN	40.18.3	95. ROUKOUZ Chamel	LIB	49.02.0
46. PRESSE J.Jacques	FRA	40.18.9	96. AL DAJA Mohammed	JOR	49.16.5
47. ten KATE Marti	HOL	40.23.3	97. el ARAB Amer	LIB	49.47.4
48. KARUSCHKOV Aliosc.	BUL	40.28.8	98. MNEIZEL Kahled	JOR	51.07.8
49. PAUNONEN Ari	FIN	40.30.9	99. ABDELA Nader	JOR	52.00.6
50. SAHIN Bayram	TUR	40.32.7			

III.

CLASSEMENT PAR EQUIPE - TEAM ORDER

		Points
1. URS	GRIZIANOV - OKOROKOW - SKONNOV-SIDOROW	18
2. FRG	ZIMMERMANN - HERLE - DACHERT - SPOTTEL	26
3. GBR	HARRIS - FORSTER - APPLEBY - TURNBULL	53
4. TUR	SALMAN - HET - DOGAN - ALTUN	100
5. BUL	KASHCANOV - KARPATCHEV - ZANEV - KARUSCHKOV	123
6. TUN	TOUZRI - ABDERAZAK - HAMMAMI - BACCOUCHE	124
7. CAN	LONERGAN - COX - NELSON - McCLOY	138
8. FIN	HOUSIMAA - HOLMNAS - SAINIO - PAUONEN	141
9. ESP	POLO - GAJATE - FERNANDEZ - VILLA	173
10. FRA	ALLE - PRESSE - BAGNERES - HIRON	219
11. AUT	GRUBER - UNGERSBOCK - CECONI	232
12. SUI	LYRENMANN - MULLER - MARBERT - WOLFER	239
12. POR	HORTA - RODRIGUES - FERNANDES - GRELHA	239
14. BEL	HUBERLAND - DESERRANNO - de FEYTER - V.DRIESSCHE	251
15. USA	WROBLEWSKI - RUSSELL - HONERT - OSBORN	264
16. CGO	MPIOH - ODZOKION - KOUBAKAUELA - KIMBEMBE	272
17. LIB	COUVEITRY - MATAR A. - KAYROUZ - MATAR S.	333
18. JOR	ABADI - SHARARH - AL DAJA - MNEIZEL	380

NOMBRE DE PARTICIPANTS - NUMBER OF PARTICIPANTS

PAYS COUNTRY	F. W	H M	OFF.	TOT.	PAYS COUNTRY	F W	H M	OFF.	TOT.
1. Austria (AUT)	-	4	1	5	12. Ireland (IRL)	1	-	-	1
2. Belgium (BEL)	4	6	4	14	13. Jordan (JOR)	-	6	1	7
3. Bulgaria (BUL)	-	6	2	8	14. Lebanon (LIB)	-	6	6	12
4. Canada (CAN)	2	4	1	7	15. Netherlands (HOL)	1	2	2	5
5. Chile (CHI)	1	-	-	1	16. Portugal (POR)	-	6	2	8
6. Congo PR (CGO)	-	8	4	12	17. Spain (ESP)	4	5	3	12
7. Czechoslovakia (TCH)	-	3	1	4	18. Switzerland (SUI)	1	6	1	8
8. Finland (FIN)	-	5	1	6	19. Tunisia (TUN)	2	4	5	11
9. France (FRA)	4	6	2	12	20. Turkey (TUR)	-	6	2	8
10. Germany F.R. (FRG)	4	6	-	10	21. Uganda (UGA)	-	-	1	1
11. Great Britain (GBR)	4	6	1	11	22. U.S.A. (USA)	2	6	2	10
					23. U.S.S.R. (URS)	3	5	2	10
					TOTAL	33	106	44	182

Informations fournies par la C.I.C. - Informations provided by the C.I.C.



Photo S.A.I.F.

PARTICIPANTS

PAYS COUNTRY	COMPETT.		TOT.	PAYS COUNTRY	COMPETT.		TOT.
	F. W.	H. M.			F. W.	H. M.	
1. Allemagne R.F.	4	5	9	13. Norvege	5	5	10
2. Australie		5	5	14. Nouvelle Zélande		1	1
3. Autriche	4	5	9	15. Pologne	1	1	2
4. Belgique	1	5	6	16. Suède	5	5	10
5. Bulgarie	5	5	10	17. Suisse	4	5	9
6. Canada	1	1	2	18. Tchécoslovaquie	5	5	10
7. U.S.A.	3	1	4	19. U.R.S.	5	5	10
8. Finlande	5	5	10				
9. Grande Bretagne	4	5	9				
10. Hongrie	5	5	10				
11. Japon	2	5	7				
12. Irlande	1	1	2				
				TOTAL	66	84	150

COURSES INDIVIDUELLES - INDIVIDUAL RACES

HOMMES - MEN 12500 m - dénivel. 550 m			FEMMES - WOMEN 7800 m - dénivel. 360 m		
1. YOSE Vidar Georg	NOR	098:27	1. TONNENSEN Eva Char.	NOR	077:33
2. MATHISEN Knut	NOR	099:01	2. MANSSON Kerstin	SWE	079:15
3. ZUZÁNEK Zdeněk	TCH	100:50	3. ANGBERG Elisabeth	SWE	081:35
4. THON Øyvin	NOR	101:35	4. HUMBEL Ruth	SUI	083:43
5. NABO Ole	SWE	103:33	5. HLAVÁCOVÁ Jana	TCH	084:45
6. KOTTONEN Hannu	FIN	103:38	6. JANOTOVÁ Dobrá	TCH	086:22
7. OETTLI Kaspar	SUI	103:57	7. RAMSDEN Jean	GBR	086:55
8. HAGLUND Bengt	SWE	104:40	8. KEČLIKOVÁ Katerina	TCH	087:18
9. MOLNAR Geza	HUN	104:48	9. BORGENSTRÖM Outi	FIN	088:10
10. HIERWEG Karol	TCH	106:27	10. GABRANE Šarmite	URS	088:40

RELAIS - RELAY

HOMMES - MEN 4 x 8500 m - dénivel. 350 m			FEMMES - WOMEN 4 x 6300 m - dénivel. 280 m		
1. NOR	278.56	4. TCH	303.09	1. TCH	280.00
YOSE V.	72.39	5. AUS	307.33	HLAVÁCOVÁ	61.53
RØNNEBERG T.	65.48	6. SUI	322.49	UMROVA	66.53
MATHISEN K.	71.54	7. GBR	326.55	JANOTOVÁ	63.00
THON Ø	68.35	8. FRG	334.28	KEČLIKOVÁ	66.14
		9. URS	334.33		
2. SWE	284.40	10. BUL	337.84	2. SWE	288.49
STENBERG B.	70.56	11. HUN	345.03	SWENSSON	66.06
NABO A.	69.20	12. FRA	415.28	LARSSON	72.57
HAGLUND B.	70.49	13. JPN	422.03	ANGBERG	68.00
NABO O.	73.35	14. BEL	423.65	MANSÖN	61.46
		15. USA	425.39		
3. FIN	297.47	AUT	disqual.	3. FIN	273.19
TURUNEN E.	65.33			PAIVINEN	70.27
KUJALA U.	78.51			LONKA	68.45
KOTTONEN H.	75.43			LANG	72.14
SALLINEN K.	77.40			BORGENSTRÖM	61.53




PARTICIPANTS

PAYS COUNTRY	COMPETT.		OFF.	TOT.	PAYS COUNTRY	COMPETT.		OFF.	TOT.
	F. W.	H. M.				F. W.	H. M.		
1. Austria (AUT)		4	1	5	12. Ireland (IRL)	1			1
2. Belgium (BEL)	4	6	4	14	13. Jordan (JOR)		6	1	7
3. Bulgaria (BUL)		6	2	8	14. Lebanon (LIB)		6	6	12
4. Canada (CAN)	2	4	1	7	15. Netherlands (HOL)	1	2	2	5
5. Chile (CHI)	1			1	16. Portugal (POR)		6	2	8
6. Congo PR (CGO)		8	4	12	17. Spain (ESP)	4	5	3	12
7. Czechoslov. (TCH)		3	1	4	18. Switzerland (SUI)	1	6	1	8
8. Finland (FIN)		5	1	6	19. Tunisia (TUN)	2	4	5	11
9. France (FRA)	4	6	2	12	20. Turkey (TUR)		6	2	8
10. Germ. F.R. (FRG)	4	6		10	21. Uganda (UGA)			1	1
11. Gt Britain (GBR)	4	6	1	11	22. U.S.A. (USA)	2	6	2	10
					23. U.S.S.R. (URS)	3	5	2	10
					TOTAL	33	106	44	182


* Statistiques de la Commission Internationale de Contrôle (C.I.C.)
Statistics of the International Control Committee



A numerous public enjoying the run
Un public nombreux pour apprécier la course...



A struggle for the good spots
Les bonnes places au départ sont cher



Une allure vive, même sur un terrain difficile
Speedy, in spite of a wet meadow!

**COURSES INDIVIDUELLES -
INDIVIDUAL RACES**

**HOMMES - MEN
12254 m**

1. ZIMMERMANN Frank	FRG	36.49.1
2. HERLE Christoph	FRG	37.03.6
3. GRIAZNOV Valeri	URS	37.44.4
4. OKOROKOW Eugeni	URS	37.46.3
5. SKONNOV Serguei	URS	37.48.1
6. SIDOROW Vadim	URS	37.49.1
7. HARRIS Stephen	GBR	37.50.1
8. SALMAN Sadik	TUR	37.56.2
9. BORM Joost	HOL	38.03.0
10. FORSTER Kevin	GBR	38.09.9

**FEMMES - WOMEN
4670 m**

1. TSOUKHLO Elena	URS	15.13.2
2. ILINGKH Valentina	URS	15.29.2
3. RODTCHENKOVA Mar.	URS	15.43.5
4. SCHULZ Gudrun	FRG	15.59.6
5. CALLEJA Mercedes	ESP	16.02.2
6. BOXER Christina	GBR	16.10.6
7. NEIL Sara	CAN	16.16.3
8. RAMOS Alejandra	CHI	16.21.8
9. BENNER-GARTNER S.	FRG	16.23.6
10. LOVENICH Monika	FRG	16.27.5

**CLASSEMENT PAR EQUIPE
TEAM CLASSIFICATION**

HOMMES - MEN		Points	FEMMES - WOMEN		Points
1. URS	GRIZIANOV-OKOROKOW SKONNOV-SIDOROW	18	1. URS	TSOUKHLO-ILINGKH RODTCHENKOVA	6
2. FRG	ZIMMERMANN-HERLE- DACHERT-SPOTTEL	26	2. FRG	SCHULZ-BENNE-GARTNER- LOVENICH	23
3. GBR	HARRIS-FORSTER- APPLEBY-TURNBULL	53	3. ESP	CALLEJA-SAENZ SAENZ- IRAZUSTA	33
4. TUR		100	4. GBR		40
5. BUL		123	5. BEL		51
6. TUN		124	6. FRA		53
7. CAN		138			
8. FIN		141			
9. ESP		173			
10. FRA		219			
11. AUT		232			
12. SUI		239			
13. POR		239			
14. BEL		251			
15. USA		264			
16. CGO		272			
17. LIB		333			
18. JOR		380			